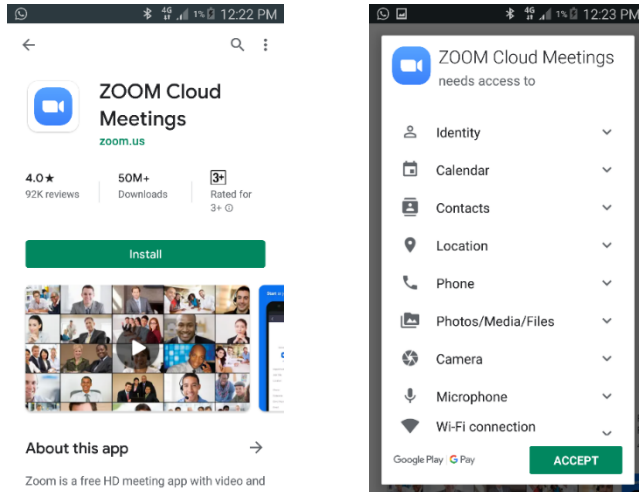


IMAGINE CONNECT VIA SMART PHONE

INSTALL THE ZOOM APPLICATION:

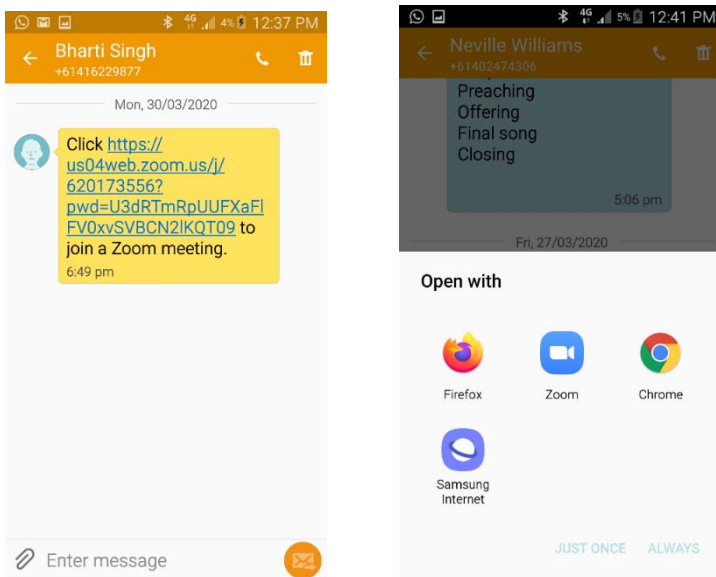
1. Go to Play Store for Android phones or App store for Apple iPhones
2. Type 'zoom cloud meetings' into the search bar and install this application by clicking 'install' and 'accept'.



JOINING A MEETING

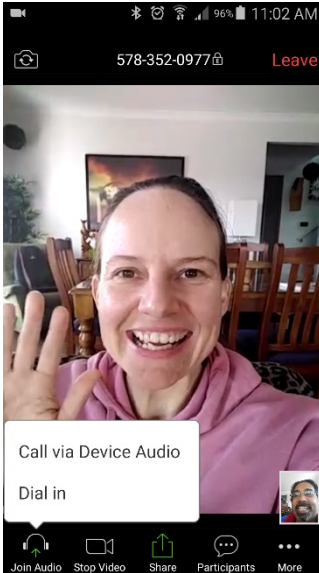
You will be sent a link from the church or your connect group leader by text message.

1. Click the link
2. Choose 'open with zoom' and choose 'Just Once' or 'ALWAYS' (either one is fine)



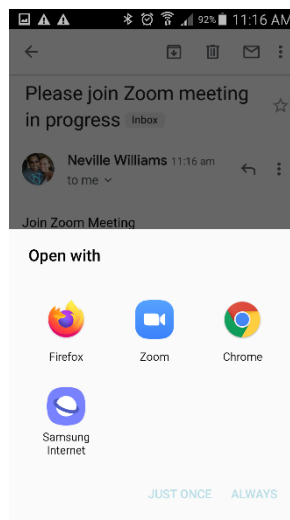
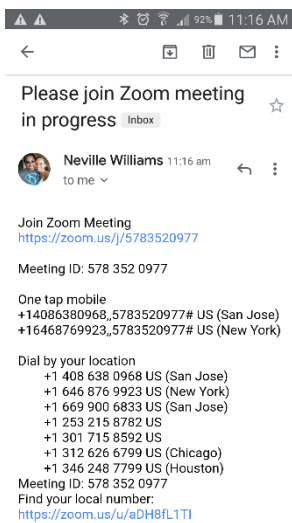
INSIDE ZOOM APPLICATION

1. You will need to type your name in.
2. Tap in the middle of screen to display buttons below.
3. Clicked 'Join Audio' (bottom left of the screen) and then choose Call via Device Audio....to make sure people can hear you.
4. Clicked 'Start Video' to make sure people can see you.
5. *Slide right to left to view all people in the meeting...*



IF YOU RECEIVE A LINK VIA EMAIL

1. Open the email
2. Click the link under 'Join Zoom Meeting'
3. Choose 'open with zoom' and choose 'Just Once' or 'ALWAYS' (either one is fine)



Enjoy this new way of chatting with your church family. Bless you heaps.